


North Woodstock Recreation Facility Survey Results



Overview

The purpose of this phase of engagement is to:

- Share information about the project to ensure all those interested in the project have the same / up-to-date information.
- Get feedback on the community centre itself and the proposed amenities to be included.
- Get input from the public and user groups on the phasing of the implementation.

This builds on previous engagement undertaken through Recreation Facilities Needs Assessment Study and supplementary studies

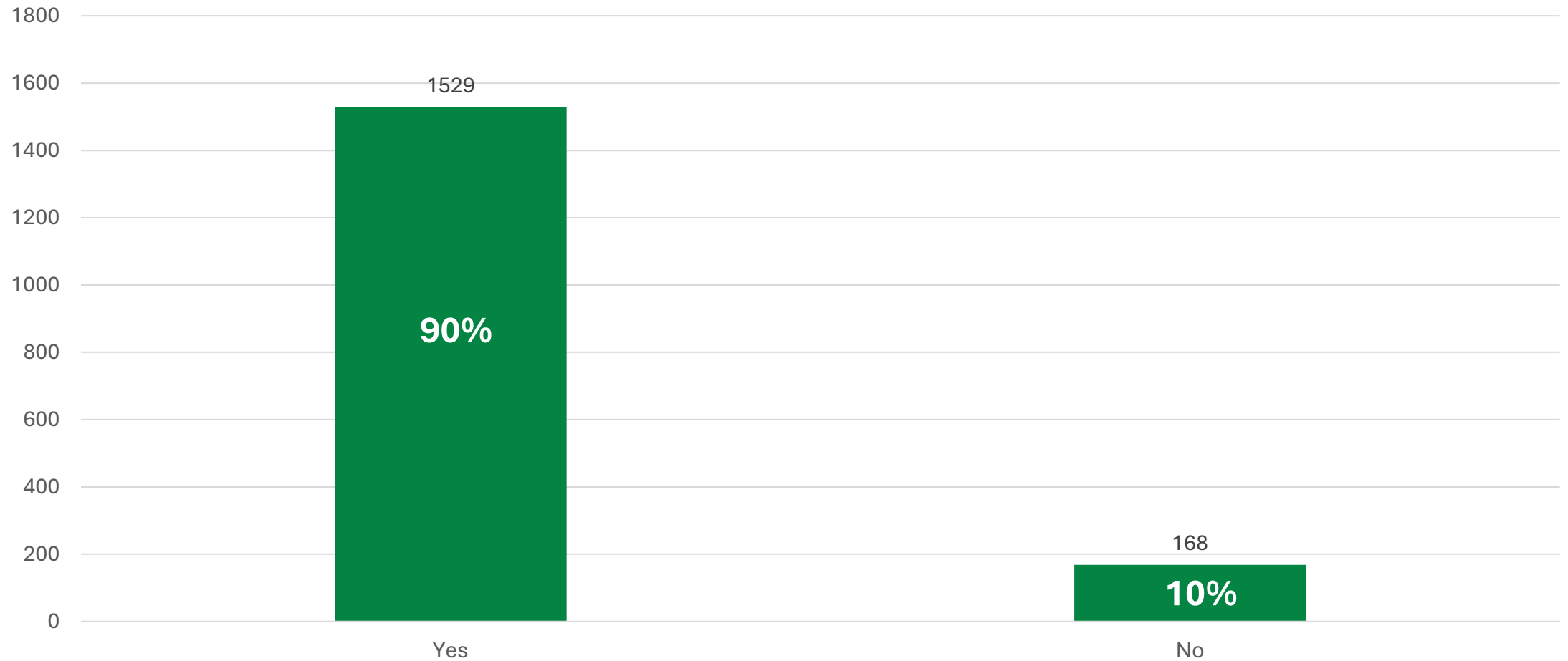
The survey:

- Was guided by International Association of Public Participation (IAP2) best practices
- Open from Feb. 10 – March 7
- Total responses: 1,697
- Advertised through posters in City facilities, What's on Woodstock, news articles, postcards at Rec and Leisure Fair and social media

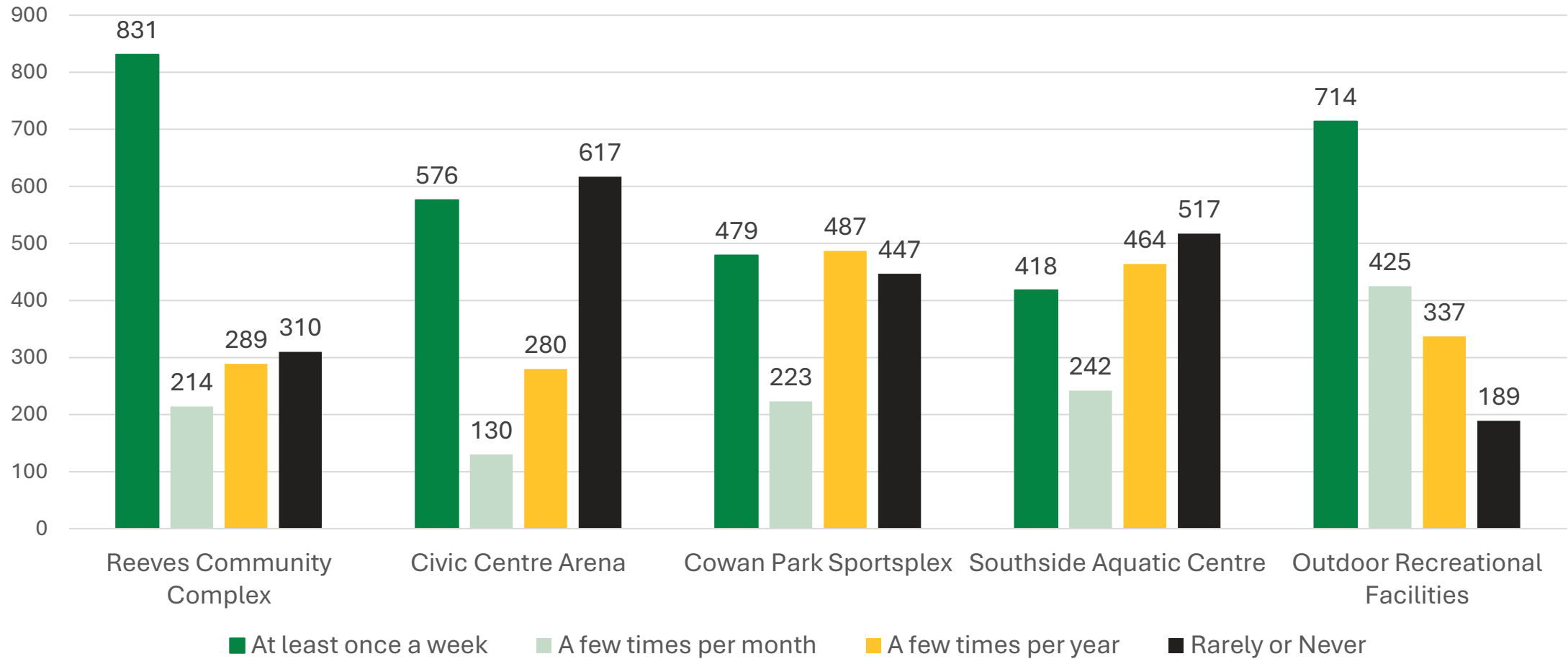
Notes

- Staff analyzed submissions for duplicates – identified approximately 20 – 30 duplicates or potential duplicates
- Based on responses, 86% submissions indicated they live in Woodstock.
- There were 279 invalid postal codes submitted. Of the 1,418 postal codes mapped on slides 18 & 19, staff confirmed that 95% were Woodstock postal codes.
- There are a few postal codes that do overlap with our borders.
- When comparing the population distribution against the respondents' distribution, there was generally a correlation between the number of responses and the areas of the city with greater population density

Q1. Do you currently use indoor recreational facilities in Woodstock?



Q2. How often do you use the City's current recreation facilities ?



Q3. What do you like about our current facilities?

- **Accessibility and Location** – like that many facilities are close to home, number of facilities we do have, inclusive for people with disabilities
- **Variety of Programs and Facilities** – people appreciate the availability and variety of programs offered
- **Quality and Maintenance** – many facilities are clean and well maintained, that staff are friendly
- **Affordability and Availability** – comments on reasonably priced programs and free public skating
- **Specific Facilities and Amenities** – specifically mention quality of the diamonds, ice surface at Civic, indoor and outdoor soccer and splashpads

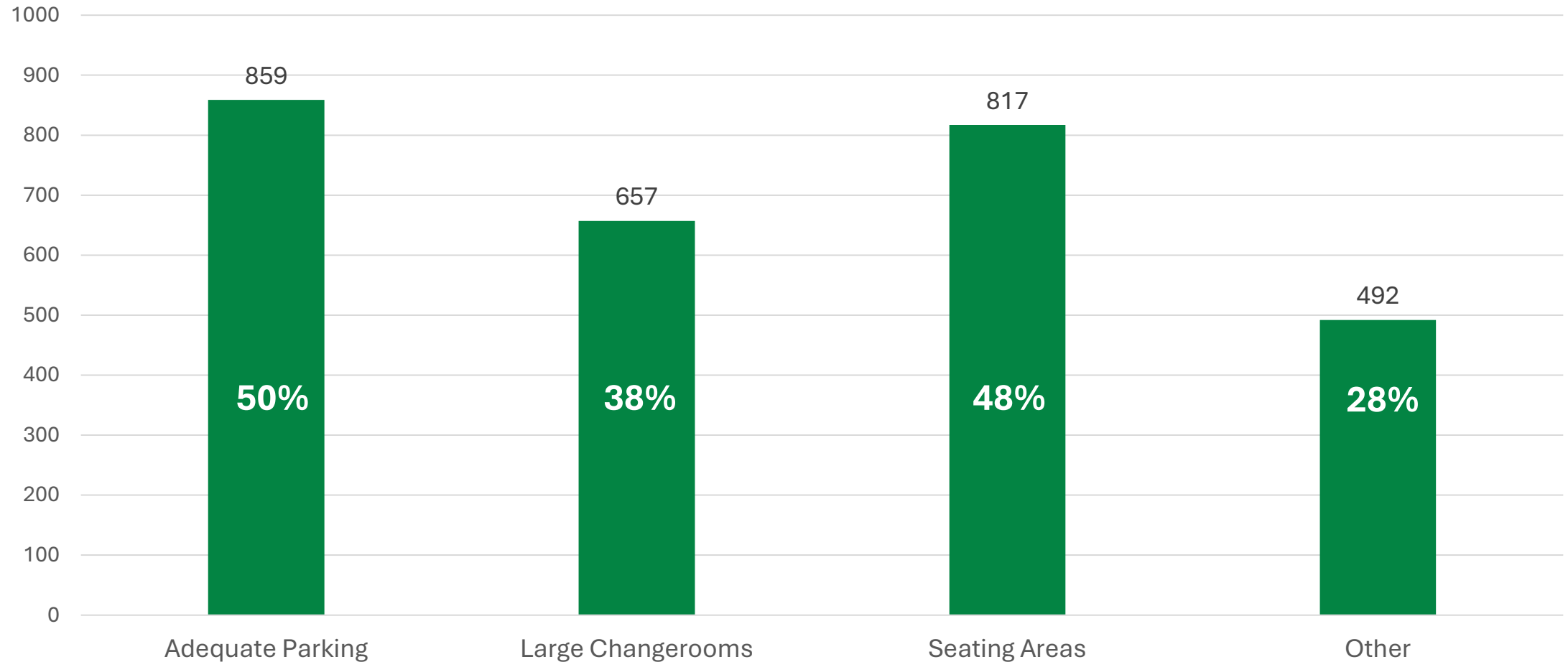
Q4. What do you not like about our current facilities?

- **Lack of availability** – specifically ice time and swimming lessons, comments that boy's hockey takes priority over girl's hockey and other ice sports
- **Aging, outdated facilities** – old, not keeping up with current standards
- **Lack of amenities** – want amenities not offered including outdoor pool, warm therapy pool, more pickleball courts
- **Accessibility** – poorly laid out facilities, stairs, narrow hallways, lack of family changerooms
- **Parking and Location** – parking issues at Southside Aquatic Centre, easier access to other rec facilities (difficulties due to limited budgets or lack of Sunday transit)
- **Recreation Program Availability** – capacity issues and lack of variety outside of traditional sports
- **Condition and Maintenance** – specifically Civic Arena and changerooms at all facilities

Other comments:

- complaints about paying for use of indoor walking track
- limited and inconvenient seating for spectators
- desire for curling to be included,
- desire for safe places and programs for youth

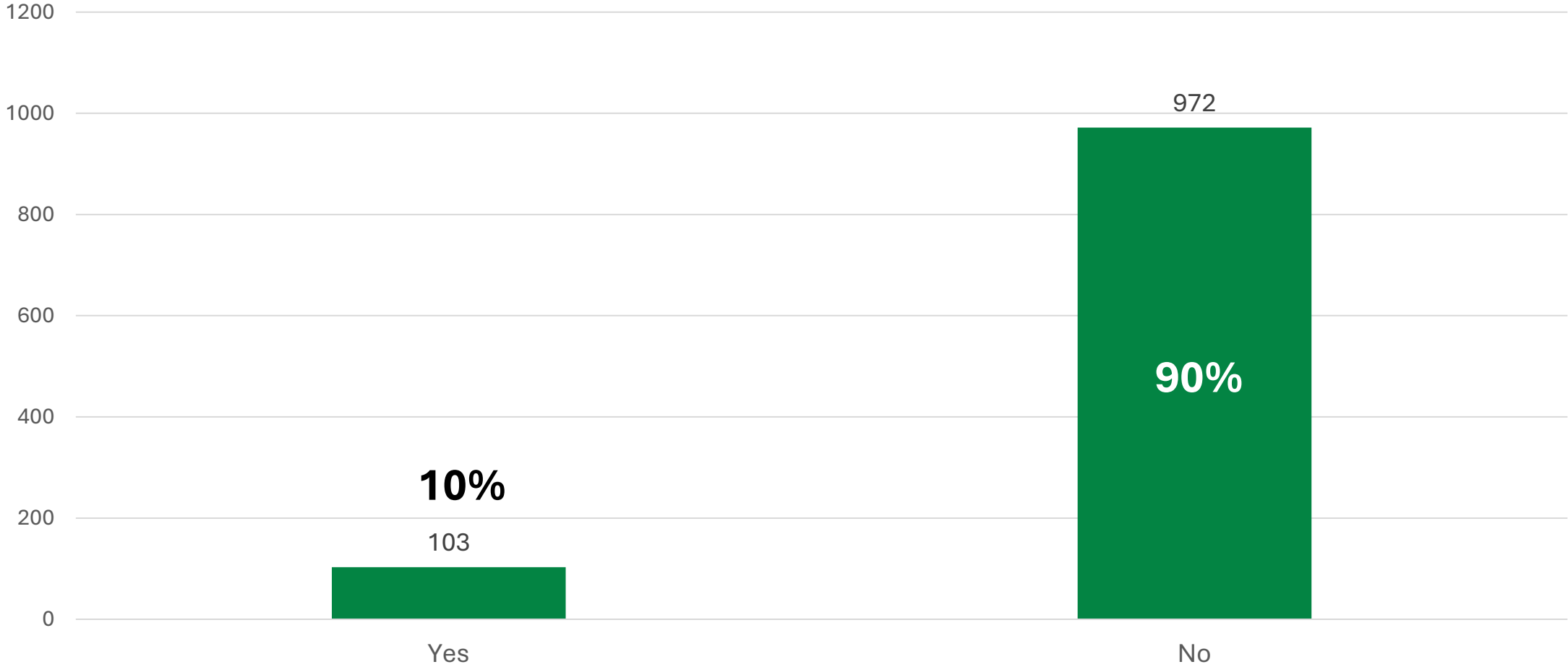
Q5. What types of features or amenities are important to provide a positive experience in our recreational facilities?



Q5. What features or amenities are important to provide a positive experience – Other responses:

- **Accessibility & Inclusivity** - Affordable pricing/free programs, accessible facilities for people with disabilities, accessible parking
- **Variety of Facilities & Programs** - Multi-purpose sports areas (basketball, soccer, swimming pool, fitness rooms), Community gathering spaces (lounges, meeting rooms, outdoor spaces), Classes & activities for all ages and interests
- **Safety & Cleanliness** - Well-maintained, clean and safe spaces
- **Specific Facility Features and Needs** - Additional ice pads, swimming pools, walking tracks, food and beverage (healthy options and support socialization), Childcare options and family-friendly facilities
- **User Comfort & Convenience** - Warm viewing areas, comfortable seating, clean facilities
- **Efficiency and Adaptability** - Multi-use spaces for different sports and community events, flexible spaces to accommodate changing needs
- **Community Engagement** – partner with local businesses, non-profit organizations, community hub / space, volunteering and youth leadership programs

Q6. Are there activities you would like to participate in that aren't currently available in Woodstock?



Q6. Are there activities you would like to participate in that aren't currently available in Woodstock? If answered yes:

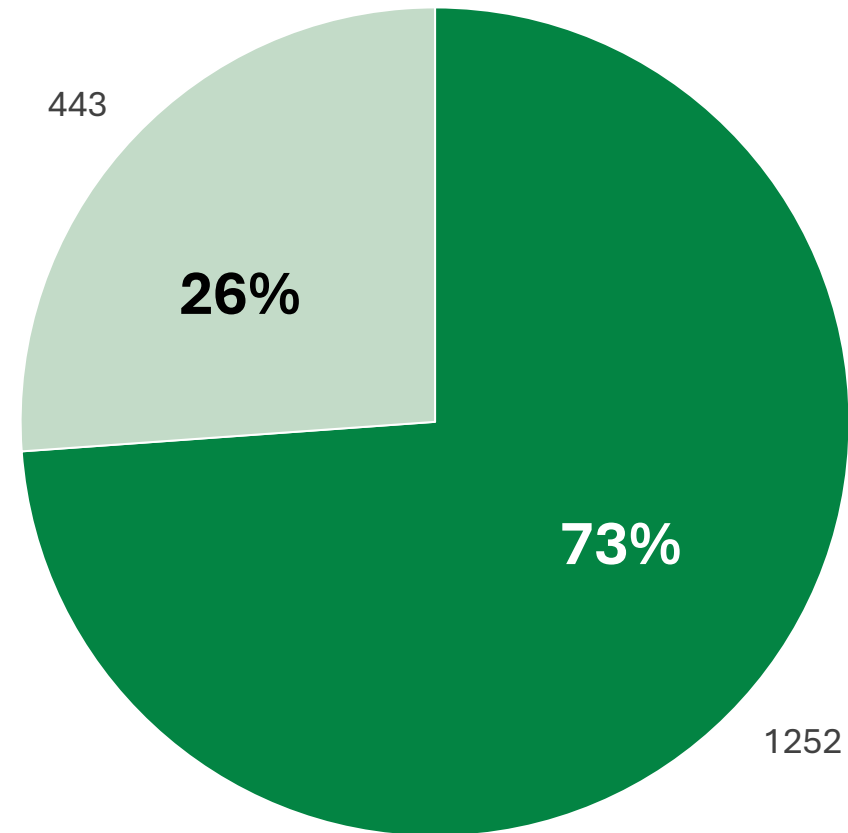
- 1. Expand Recreational Facilities** - desire for diverse sports facilities including lacrosse, cycling tracks, and squash/racquetball, additional facilities for less common sports (e.g., trampoline parks, climbing walls), improved and new curling facilities
- 2. Aquatic recreation** - demand for outdoor and indoor swimming pools and water parks, interest in aquatic fitness and competitive swim program
- 3. Variety of fitness opportunities that are also inclusive and accessible** - accessibility-focused designs for seniors and individuals with disabilities, low-cost/free options for fitness and exercise, variety of classes including Pilates, yoga, Zumba, and fitness for different age groups
- 4. Less common sport opportunities and leagues** – would like organized / community leagues and teams (e.g., volleyball, youth soccer, and basketball), badminton, pickleball, and boxing and family-focused programming
- 5. Community and cultural opportunities** - calls for classes and workshops (e.g., cooking, arts and crafts), interest in more cultural programs and community-focused events, demand for facilities that cater to both recreational and social gatherings
- 6. Youth programs** - increased demand for youth engagement activities and safe social spaces, sports and leisure programs tailored for children and teens, facilities aimed at youth fitness and development
- 7. Outdoor activities and amenities** - Interest in outdoor sports (e.g., beach volleyball, outdoor hockey rinks), need for benches, shaded areas, and environment-friendly design in parks
- 8. Multipurpose and innovative facilities** - facilities designed to cater to multiple activities at the same time, desire for innovative, energy-efficient designs and sustainability

Q7. How soon would you like to see work begin to build this facility?



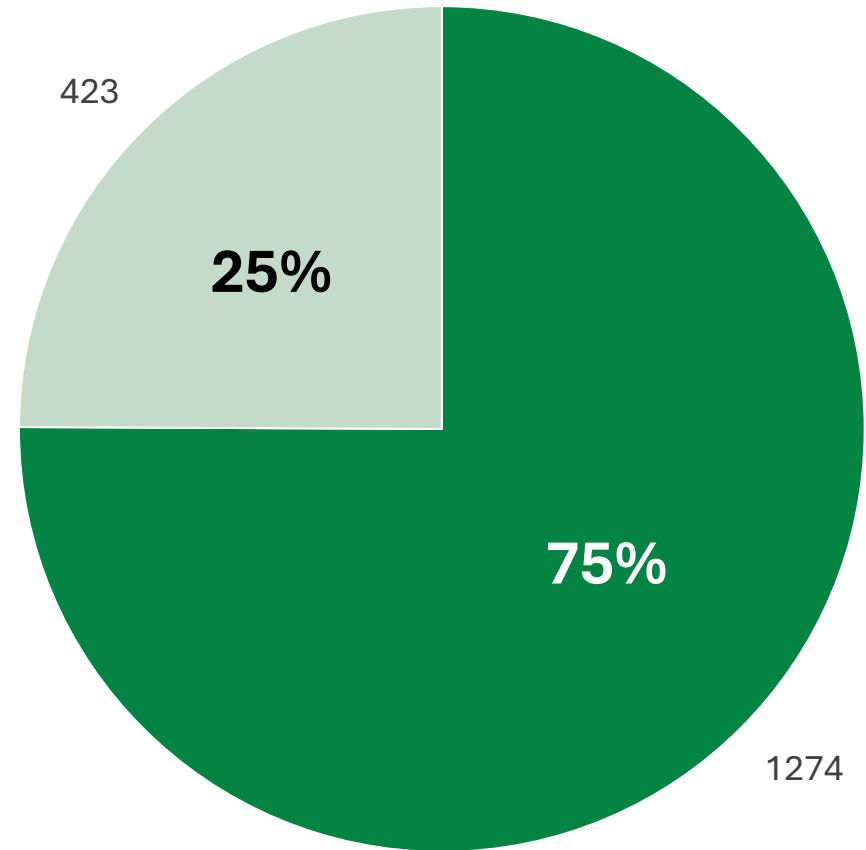
Q8. Would you rather:

- Build sooner with borrowed money
- Wait to build while building up savings



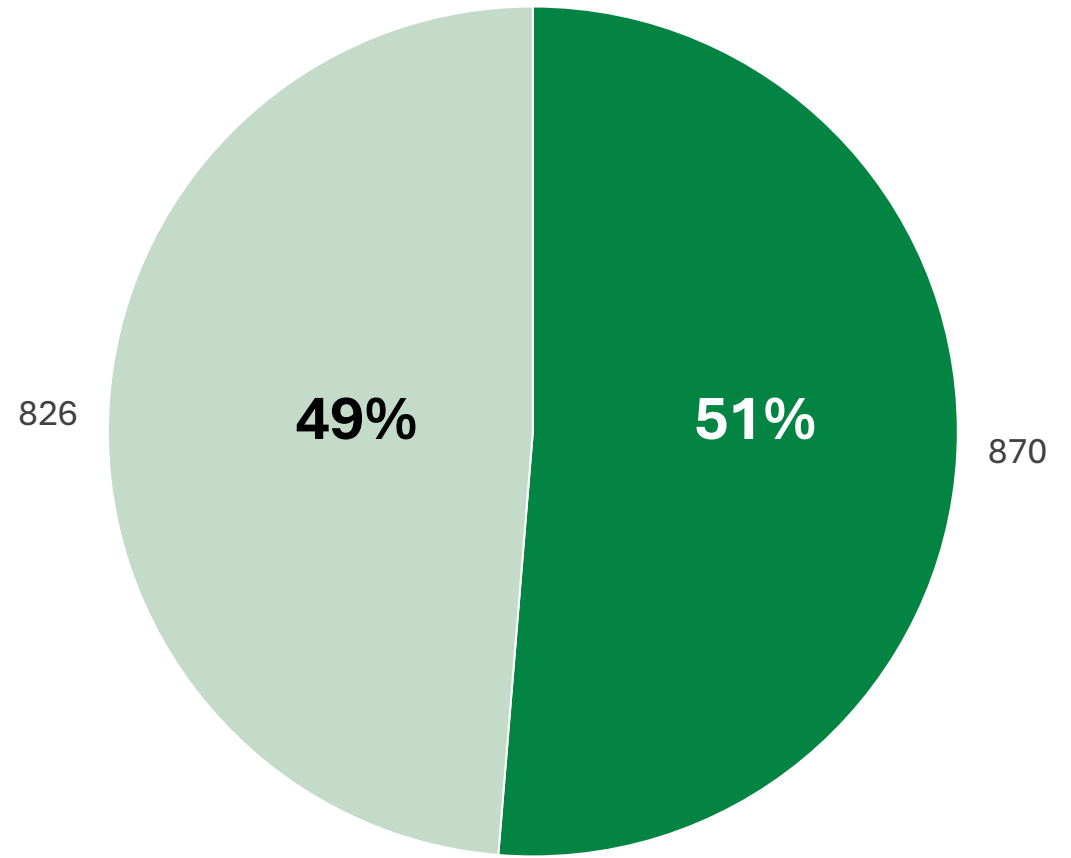
Q9. Would you rather:

- Build everything at once
- Prioritize the amenities and add on over time



Q10. Would you rather:

- Build a top end tournament facility
- Build a functional facility to serve the community



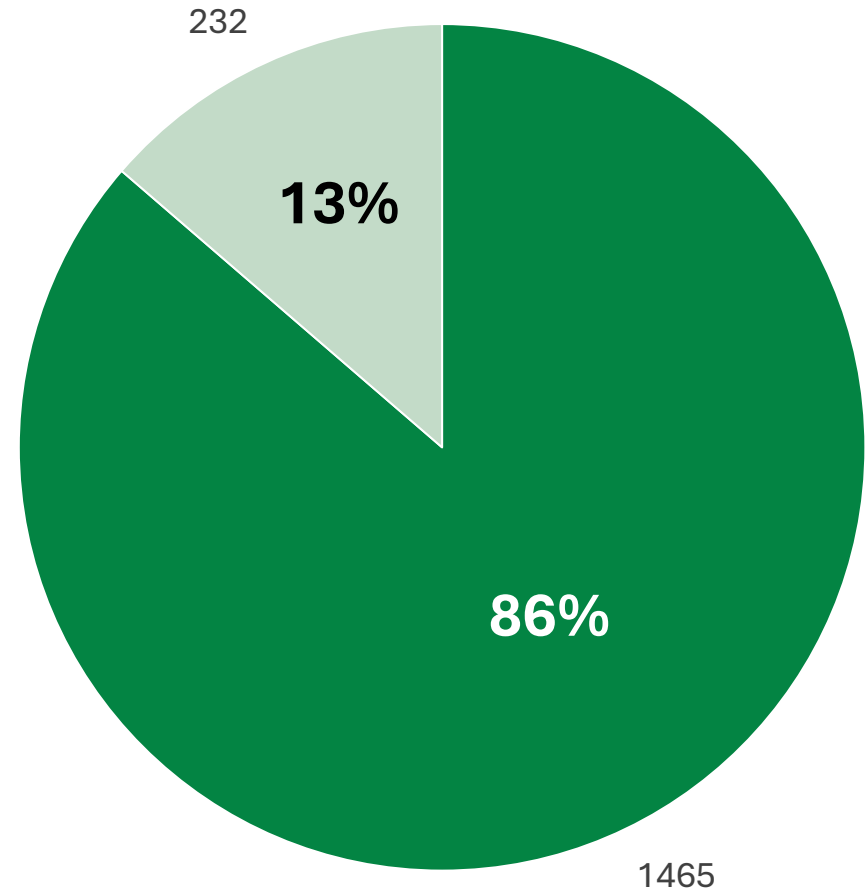
Q11. Is there anything else you'd like to share with Council and staff about the new recreation facility?

- **Need for multi-purpose recreation facilities** – references to facilities in other communities, able to accommodate a variety of sports
- **Need to increase capacity** – highlighting lack of availability of swim times, pool features and ice (specifically for some user groups)
- **Costs** – comments about rising costs if push development off into the future, concerns about increase to already high taxes, suggestions to look for sponsors and fundraising
- **Balancing priorities** – comments about addressing homelessness first, some comments that money should have been spent on facility instead of downtown streetscape
- **Not just sports** – comments about the importance of social, cultural and artistic programs and amenities
- **Importance of community hubs** - that promote healthy lifestyles and social interaction and are inclusive, accessible and affordable for all
- **Look at best practices** – again, reference successes and failures of other communities

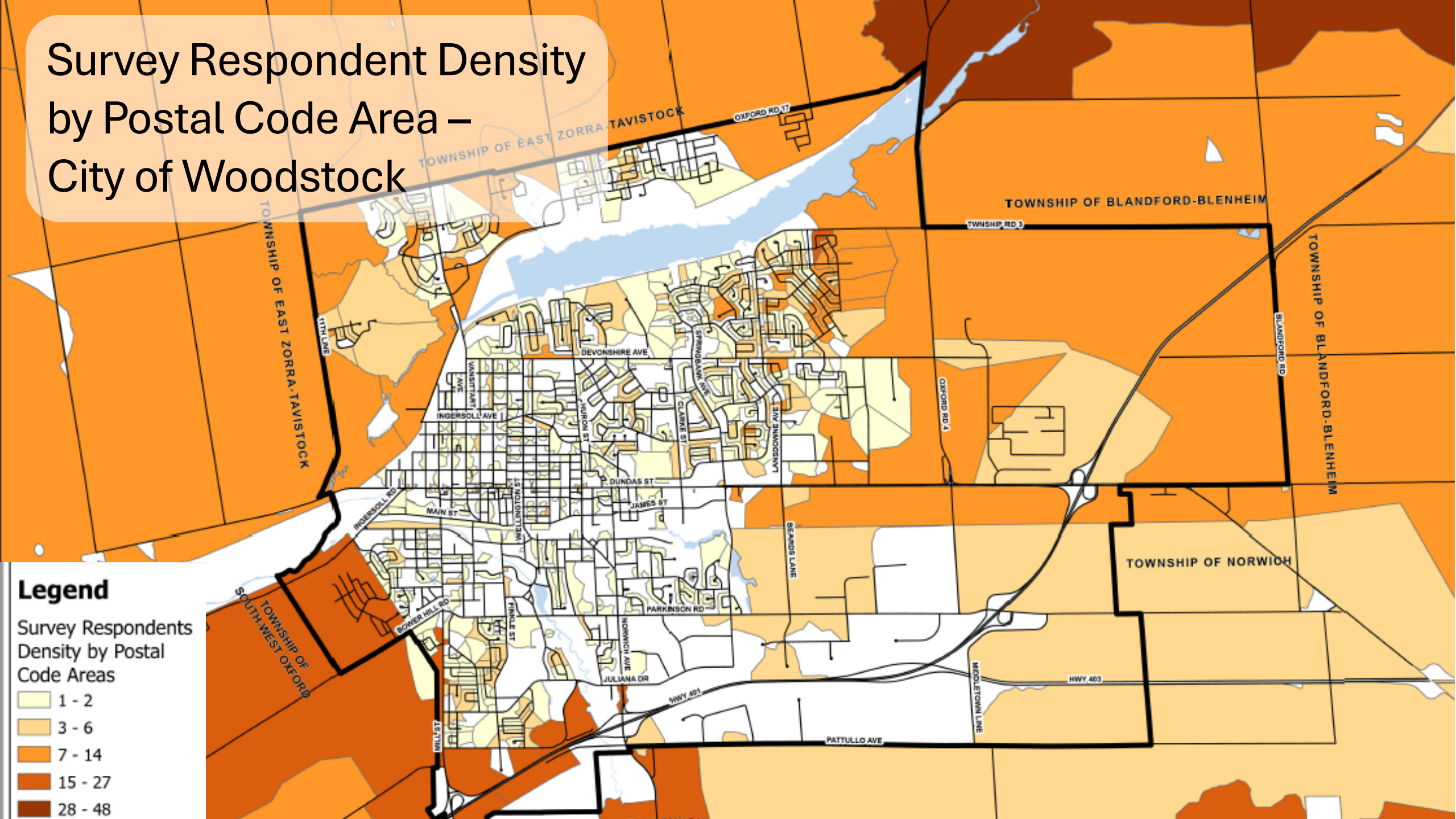
Q12. Do you live in Woodstock

■ Yes ■ No

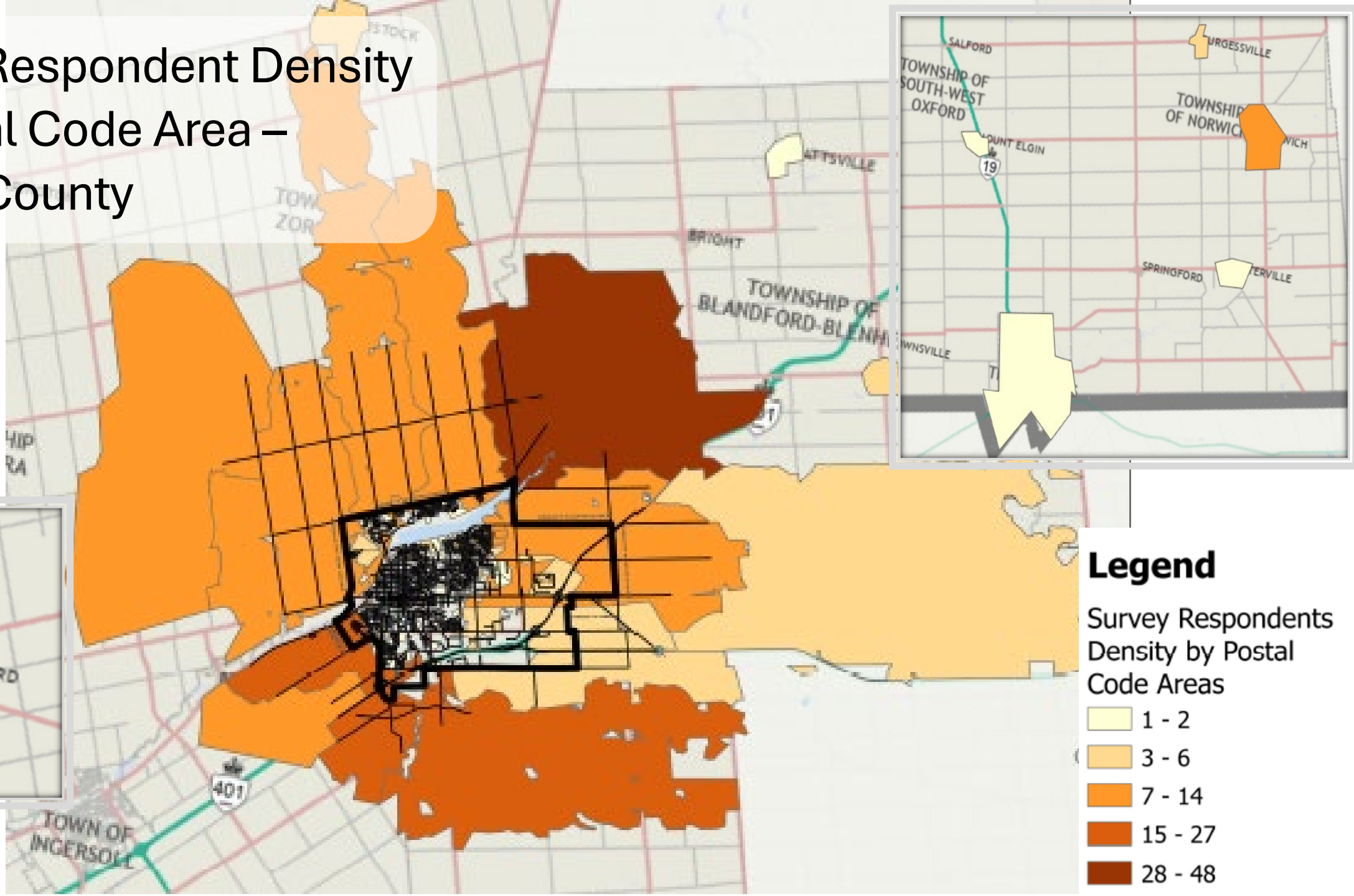
Note: When comparing postal codes submitted with Canada Post list of Woodstock postal codes, there are 450 responses from non-Woodstock postal code.



Survey Respondent Density by Postal Code Area – City of Woodstock



Survey Respondent Density by Postal Code Area – Oxford County

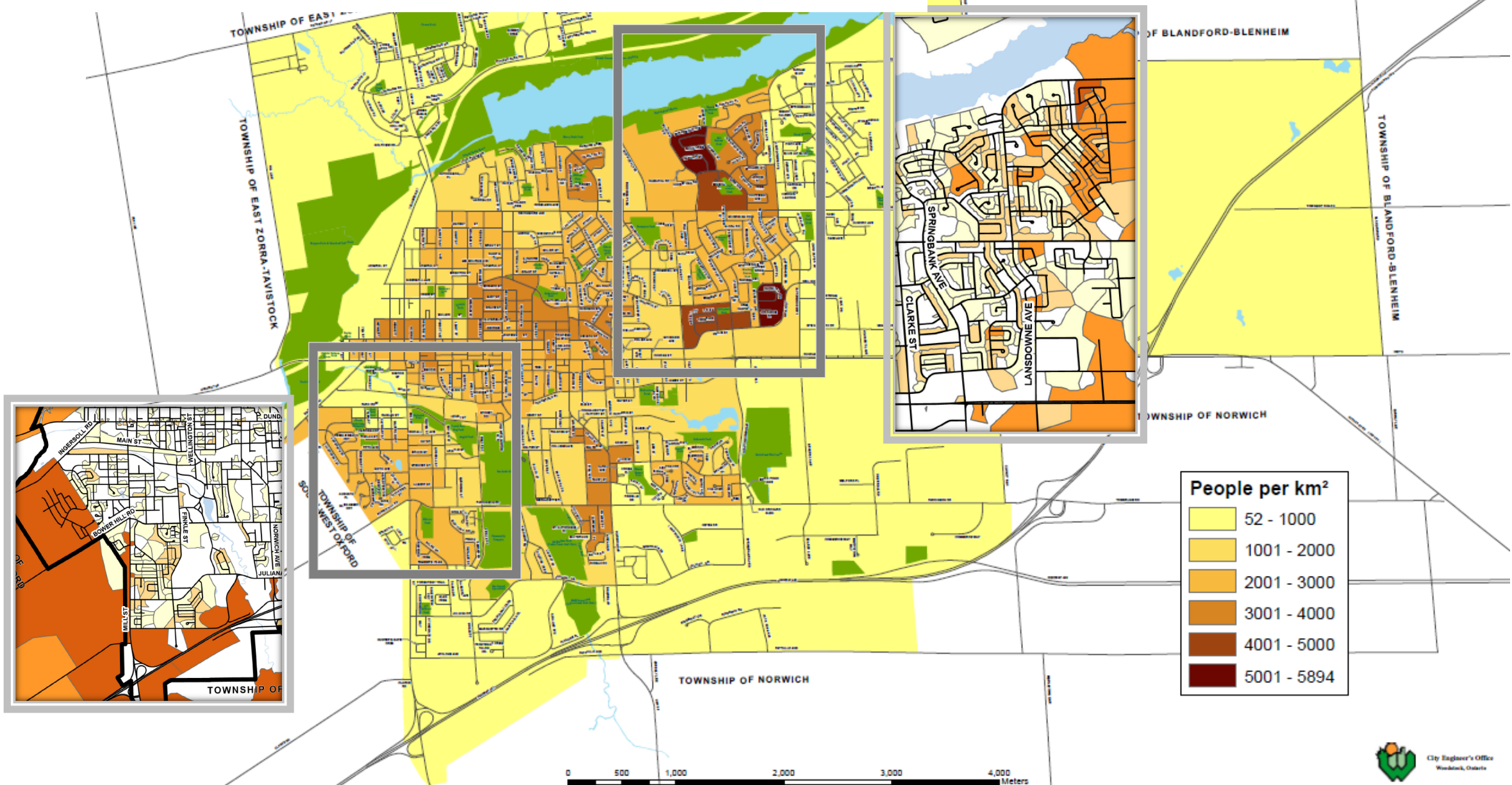


Legend

Survey Respondents
Density by Postal
Code Areas

- 1 - 2
- 3 - 6
- 7 - 14
- 15 - 27
- 28 - 48

Woodstock Population Density Compared to Respondent Postal Codes



Questions?